



CSS COURSE

Live Classes with Placement Support

- Master Web Styling
- Responsive Design Skills
- Hands-on Projects
- Career-Ready Skills



Why choose CSS as your career?



DESIGN VISUALLY STUNNING WEBSITES

CSS lets you bring creativity to life – control colors, layouts, fonts, and animations to make websites look modern and professional.



HIGH GROWTH SKILL FOR TECH CAREERS

With the rise of web apps and user-focused design, CSS skills are increasingly in demand across development and design roles.



CRUCIAL FOR FRONT-END & UI ROLES

Widely used in Web Development, UI/UX Design, Responsive Design, Mobile Apps, Product Design, and Marketing Campaigns.



CSS EXPERTS ARE HIRED BY LEADING COMPANIES

Firms like Adobe, Infosys, TCS, Freshworks, Paytm, IBM, Zoho, and startups actively seek candidates with solid CSS skills.

CSS Course Curriculum

Lesson 1: Introduction to CSS

1.1: What is CSS?

- Understand CSS and its role in web design.

1.2: CSS Inclusion

- Learn methods to include CSS in your pages (inline, internal, external).

1.3: Selectors

- Explore CSS selectors like element, class, and ID.

1.4: Colour's

- Learn about CSS colour properties: name, hex, RGB, and RGBA.

1.5: Background

- Master adding background images and colours.

1.6: Border

- Style borders with width, colour, and radius.

1.7: Margin and Padding

- Understand the use of margin and padding for spacing.

Lesson 2: Box Model and Layouts

2.1: Box Model

- Understand the box model (content, padding, border, margin).

2.2: Height, Width, and Size

- Learn to control element dimensions and layout.

2.3: Box-Sizing

- Master the box-sizing property for layout control.

2.4: Flexbox

- Explore Flexbox for flexible layout and alignment.

2.5: Grid Layout

- Learn CSS Grid for creating grid-based designs.

Lesson 3: Fonts and Text Styling

3.1: CSS Fonts

- Learn to style text using font properties (family, size, weight).

3.2: CSS Text Properties

- Manipulate text alignment, decoration, and transformation.

3.3: CSS Links

- Style hyperlinks, including hover and focus states.

3.4: CSS Lists

- Style ordered and unordered lists with custom bullets.

3.5: Text Shadows

- Add text shadows for better visibility.

3.6: Line Height and Letter Spacing

- Improve text readability with spacing adjustments.

Lesson 4: Advanced CSS Techniques

4.1: CSS Cursors

- Change cursor style to improve user interaction.

4.2: CSS Overflow

- Control visibility and overflow behaviour in containers.

4.3: CSS Pseudo-Classes and Pseudo-Elements

- Use pseudo-classes like :hover and ::before.

4.4: CSS Animation

- Create animations with CSS keyframes.

4.5: CSS Transitions and Transformations

- Add smooth transitions and element transformations.

Lesson 5: Responsive Web Design

5.1: Media Queries

- Use media queries for responsive designs.

5.2: Mobile-First Design

- Design with a mobile-first approach.

5.3: Fluid Layouts and Viewport

- Build flexible layouts based on viewport size.

5.4: CSS Grid for Responsive Design

- Use CSS Grid for responsive layouts.

5.5: Responsive Typography

- Adjust typography for different screen sizes

Lesson 6: CSS Best Practices and Optimization

6.1: Writing Clean and Maintainable CSS

- Learn to write scalable, maintainable CSS.

6.2: CSS Preprocessors (Sass/LESS)

- Use preprocessors like Sass/LESS for modular CSS.

6.3: CSS Performance Optimization

- Optimize CSS for performance improvements.

6.4: CSS Organization

- Organize CSS for better Scalability.

6.5: Minification and Compression

- Learn to minify and compress CSS for faster loading.

Lesson 7: Advanced CSS Tools and Frameworks

7.1: CSS Frameworks (Bootstrap, Tailwind)

Explore CSS frameworks for faster development.

7.2: PostCSS

Automate tasks using PostCSS.

7.3: CSS Grid and Flexbox Frameworks

Use frameworks to create responsive layouts.

7.4: CSS Variables

Use CSS variables for dynamic and reusable styles.

Organize CSS for better scalability.

6.5: Minification and Compression

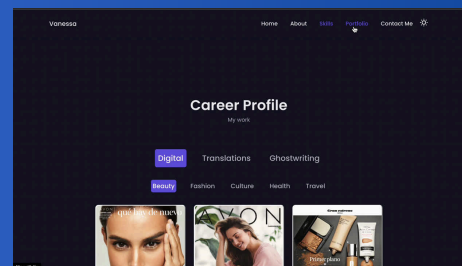
Learn to minify and compress CSS for faster loading.

Hands-On Project

Responsive Portfolio

A clean, responsive portfolio website.

Create a personal portfolio website that adjusts seamlessly to different screen sizes using CSS grid and flexbox.



CSS Animation Gallery

Showcase CSS animations with image gallery.

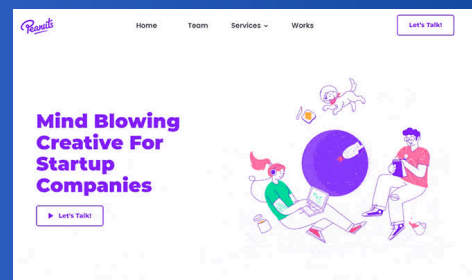
Build a photo gallery with hover effects and animations that enhance user interaction using pure CSS.



Landing Page

A one-page landing website with call-to-action.

Design a one-page landing page using CSS and JavaScript with call-to-action elements and smooth scrolling effects.

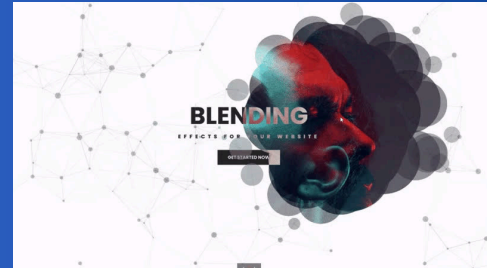


Hands-On Project

CSS Hover Effects

Interactive hover effects for buttons and images.

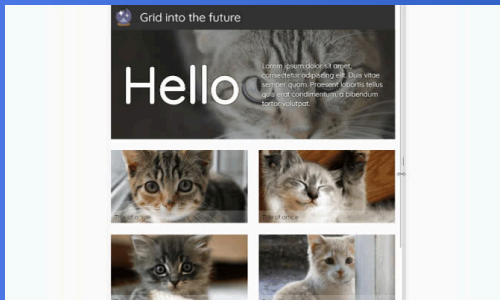
Implement various CSS hover effects for buttons, images, and links to enhance interactivity and design.



CSS Grid Layout

Design a complex layout with CSS Grid.

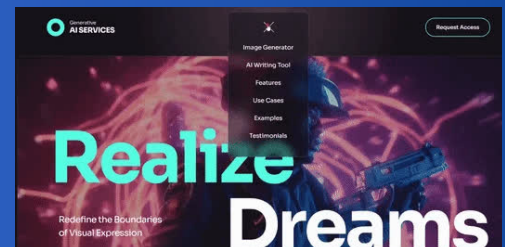
Use CSS Grid to build a responsive and modern website layout with structured content sections.



Responsive Navigation Menu

Build a hamburger menu that works on mobile.

Design a mobile-friendly navigation menu using media queries and flexbox with toggle animation for hamburger icon.





CONTACT US

+91 86108 82615

+91 63830 97616

Visit us on @groovico.in

Follow us on

